

FUNHOUSE NEWS

November 2022

DATES TO REMEMBER

Vacation Care Closing Date:

2nd December 2022

Summer Vacation Care Dates:

19th December to 22nd December 2022

&

9th January to 30th January 2023

Christmas Centre Closure:

23rd December 2022 to 8th January
2023

Family Christmas Party:

Friday 16th December
Information to come

CONTACTS

If you have any questions, concerns, feedback or complaints please feel free to speak to one of our Supervisors -Nicky, Eva, Selina, Megan, Hannah, Katherine and Dana or alternatively email/phone:
info@castlehillfunhouse.com.au
0423843917, 0418687579,
0481793067, 0481792863


RECAP OF THE MONTH

- This month we held Kindy Orientation over 3 days where we welcomed our new Kindergarten children and their families. starting next year into the centre. During Kindy orientations, the families met with Selina our Families and Community Manager, and Hannah our Administration Manager for a tour of the service. The families were given information about our daily routine, program and what to expect next year at Funhouse.
- Our January Vacation Care program is was released and is available on our website. The program has a mix of excursions, workshops and in-centre days to ensure the children have an exciting time.
- We said "See you later" to Jelena who is headed overseas for 4 months - we wish her safe travels and can't wait to hear all about her adventure when she returns.

SMALL BUSINESS OF THE MONTH

elevate.
specialty coffee


26/1 PRIME
DRIVE SEVEN
HILLS



ADVERTISING

If you would like to advertise your small business in our newsletter please feel free to drop off your business card or email through your details and we can add this to our monthly newsletter
selina@castlehillfunhouse.com.au

ADMINISTRATION NEWS



Vacation Care

Bookings for our December/January Vacation Care will close at 6:30pm on Friday 2nd December.

How to Book:

1. Complete our Vacation Care booking form at the centre or download a copy from our website
OR
2. Request the bookings through the Xplor app and complete the required authority forms from our website

Booking confirmations will be sent out after the 2nd December

\$500 BASC Voucher

Last chance to scan your voucher at Funhouse is the 30th December 2022.

Once voucher has been applied, the credit will be available to use up until the 30th June 2023.

Statements


The primary parent (parent linked to Centrelink) is able to view your child/ren's statement via the Xplor app. To view your statement go to: Account-Finance-Click on the Green rectangle that shows the amount owing. From there, you will be able to select the specific days you would like to view.

Statement dates are sent out via Xplor post each fortnight on a Thursday; 1 day before direct debit.

WHAT WE HAVE ACCOMPLISHED THIS MONTH

- This month in Cooking Club the children have baked Halloween cupcakes, cooked rice paper rolls with cucumber, carrot, noodles and sprouts as well as baked brownies. Children continue to enjoy being involved in the cooking activities preparing and whipping up the ingredients but the best part is getting to taste the food at the end!!!
- Cricket has been the most popular and requested sport this month, so we have been utilising the cricket nets at the back playground to cater for this. Children have been practicing their skills in batting, bowling and running a cricket match. Basketball continues to be popular with the children, especially with year 4 and 5. They have shown great sportsmanship and Independence as they support each other with the rules and take control of the game.
- Children continue creating amazing masterpieces in arts and crafts both in the playroom for K-2 and in the hall for 3-6. The children were able to use different resources and materials for their wonderful creations. Some of these included shaving cream puffy paint, regular and water colour paints, as well as exploring paper mache techniques.
- Great to see our Homework Hub getting utilised with children taking the opportunity to smash out their homework and sharing their knowledge with us, teaching us a thing or two!





STAFFING NEWS

- Our new staff members have settled in really well and continue to shadow staff in all areas of Funhouse as they continue to learn our routine, policies and procedures and get to know all the children.
- Over 2 days Dana our Floor Manager and Ash our Educational Leader assist, ran supervision training for the staff. This training covered the regulations we must follow, the how and why supervision is so important and how we can best do this at Funhouse ensuring the safety of our children are taken care of.
- Just a reminder as we have welcomed a lot of new staff members to our team they are still learning everyone's name so collection of your child may take that little bit longer so we thank you for your patience.

We would like to take this opportunity and send a massive congratulations to 3 staff members on their recent engagements to their partners - Eva our Operations Manager, Ash our Educational Leader Assist and Whitney our Inclusion Support Assist.



Hi! My name is Lach and I'm a new staff member at Funhouse and I am currently studying Psychology. I really enjoy creative arts like painting and guitar and hope to introduce some of my art and music knowledge with the children. The environment at Funhouse is very welcoming and I am grateful to be a part of the team.



Hi, I'm Chloe A! I'm a new educator at Funhouse. I am currently studying a Bachelor of Primary Education and I have previous experience working in Before and After School Care Services. I have a passion for working with children and love engaging children in activities that interest them.

RECIPE OF THE MONTH

Banana Muffins:

Makes 10 -12 Muffins

Ingredients:

- 1 1/2 cups Self raising Flour
- 1 tsp Baking Powder
- 1 tsp Baking Soda
- 2/3 cup Brown Sugar
- 3 Large Bananas (approx 1 1/2 cups mashed)
- 1 tsp Vanilla
- 85g Sunflower oil
- 30mls Rice milk

Method:

- 1) Preheat oven for 180 degrees
- 2) Line muffin tray with patty tins
- 3) Combine the dry ingredients into a bowl and stir until mixed well
- 4) In a separate bowl mash the bananas really well then add the sunflower oil and vanilla. Mix well
- 5) Make a well in the dry ingredients and add the wet ingredients and mix. If mixture is dry add rice milk (small amounts at a time)
- 6) Spoon even amounts of mixture into the patty tins
- 7) Bake in oven for 20-25mins or until golden brown and top springs back when gently pressed.

