

Funhouse News

Special Events in July

Vacation Care - July 3rd - 17th July

Back to School - 18th July

NAIDOC Week: For Our Elders - 2nd July - 9th

Christmas in July - 25th July

International Day of Friendship - 30th July

National Tree Day - 31st July



School Carpark Reminder



Families can park in the school:
Before 8am and After 4:30pm

We ask that families do not park in
the principle or vice principle
spaces.

Other parking options include:
On Gilham Street | At Castle Towers

Our Opening Hours & Closure Days

Before School Care:

7:00am-9:00am

After School Care:

3:00pm-6:30pm

Vacation Care:

7:00am-6:30pm

School Development Days:

7:00am-6:30pm

We are closed during:
National Public Holidays
(21st Dec 2023 - 5th Jan 2023)

Funhouse News

Congratulations to all our staff
who have stepped up and taken on
new roles



Katherine -
Assistant Director



Joel - Floor
Manager.

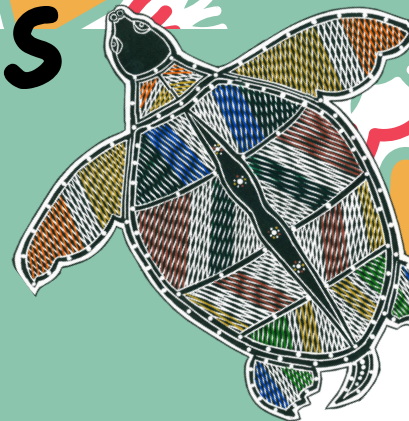


Ben - Supervisor
Work Health &
Safety Assist



Whitney -
Supervisor
Inclusion
Support
Manager

Funhouse News



Our Management Committee team

Our next meeting is scheduled for
Monday 21st August 2023 at 7pm - **Online**

As a non-for-profit organisation, Castle Hill Funhouse has a management committee comprised of families who currently use our service. The committee decides on matters of policy and meets once a month to make other major decisions about Castle Hill Funhouse. If you would like to get involved, please contact Management via email:
management@castlehillfunhouse.com.au

the team


Info@castlehillfunhouse.com.au
ph. or text message: 0423 843 917
ph. or text message: 0418 687 579

Management

Info@castlehillfunhouse.com.au
ph. or text message: 0423 843 917
ph. or text message: 0418 687 579

Funhouse News

We love your feedback



During term we try our best to embed cultural diversity through out our Cooking Club, while learning about a new country every two weeks with the children. If any Families or Carers have family recipes or traditional customs, ideas or information they would like to share or see in our program, please feel free to share them with us so we can ensure all children feel valued and included.

We have created a sustainability club and the kids are loving it! This club educates children on gardening herbs, vegetables and seasonal fruits. The children also learn about what it means to protect our wild life and their environment. We aim to ensure all children understand the meaning of recycling, correct usage of our bins and saving water. If you and your family have any ideas or suggestions on how we can perfect our club when implementing it into our program please don't hesitate to reach out.

You can email us at edleader@castlehillfunhouse.com.au if you have any feedback you would like to give us on our program or any other areas.

We appreciate it when you have your say!

Funhouse News

What we've been up to since we started out Sustainability Club



The children have enjoyed their time so far in our sustainability club. They have had the chance to plant flowers, herbs and vegetables. We've also started our very own worm farm and the children have loved learning all about worms and how a worm farm works. We re-purposed pots from our garden, learnt how to follow schedules on watering the gardens, are in the process of planning a fairy garden, created rock art for our gardens and we cleaned up the school and used recyclable goods to create craft.

The children and all our funhouse team would love to thank all the families who participated in donating recyclable bottles for our new return and earn program! Our return and earn program will give the children the chance to learn how to recycle while being able to independently earn money in a positive way. Any money earned, will go back into our sustainability club and provide experiences and opportunities for the children.



Funhouse News

Our Cultural
Discovery Project and what we've
explored so far!



So far, Funhouse have explored China, India, Italy and Mexico!

The children have enjoyed dressing up in traditional costumes, cooking Samosas, Naan bread, Chinese donuts and noodles!

We also had the opportunity to create an awesome program around our culture focus. We did paper henna hands, Indian flag craft, elephant craft, mandalas, crepe paper Chinese flags, and lanterns!

The children enjoyed cooking gnocchi, pizza, vegetarian Mexican Quesadillas and pan dulce.

There were loads of exciting craft activities like paper plate tacos, painting pasta, creating cactus paintings, Mexican tissue paper flowers and loads more!!

Funhouse can't wait to explore all the other cultures our children and their families are from!



Funhouse News



This month, Funhouse staff have completed the following training...

- Vacation Care Training
- Fire Training
- Supporting Behaviours Training
- Sustainability Training
- Anaphylaxis and Asthma Training
- Connect Training
- Diabetes
- Child protection





News from our Admin team...

Changes to Child Care Subsidy

From 10 July 2023 there are 2 important changes to Child Care Subsidy (CCS), to make child care more affordable for most families.

There are changes to the way we calculate CCS entitlement known as Cheaper Child Care. There are also changes to the activity test for families caring for Aboriginal and Torres Strait Islander children.

Cheaper Child Care

What you need to know

- The maximum amount of CCS is increasing from 85% to 90%. Families earning up to \$80,000 will get the new maximum percentage of 90%.
- Families earning over \$80,000 may get a subsidy starting from 90%. This will go down by 1% for each \$5,000 of income they earn above \$80,000. The CCS percentage you're entitled to depends on your family's income.
- The income limit for CCS is increasing to \$530,000.

For more information about CCS, go to servicessaustralia.gov.au/childcaresubsidy

Use the Starting Blocks calculator to see what your rate may be from 10 July 2023, go to startingblocks.gov.au

Families with more than one child aged 5 or under

Families earning below \$362,408 with more than one child aged 5 or under in care can get a higher rate of CCS for one or more of their children.

If you get Additional Child Care Subsidy

If you get Additional Child Care Subsidy (ACCS) your rates will stay the same.

From 10 July 2023, the low income limit for ACCS Transition to Work (TTW) will increase to \$80,000. You will still need to meet other ACCS TTW eligibility requirements.

What you need to do

In most cases, you don't need to do anything to get the increased rate. If you get CCS, we'll apply changes to your CCS automatically from 10 July 2023.

Updating your family income estimate

The amount of CCS you get is calculated using your family income estimate. It's important to make sure that you check your income estimate regularly and update it if your circumstances change.

If you get CCS or if you're already assessed for CCS but get 0%, you may be entitled to an increased rate. Check your family income estimate is up to date so you get the right amount from 10 July 2023.

You can check or update your income estimate at any time using:

- your **Centrelink online account** through my.gov.au
- the **Express Plus Centrelink mobile app**
- the **myGov app**.

For more information about how to update your family income estimate, go to servicessaustralia.gov.au/familyincomeestimate



Making a claim for CCS

From 10 July 2023 the income limit for CCS is increasing to \$530,000. This means that more families will be entitled to CCS to reduce their child care costs.

If you want to check your eligibility for CCS, you can make a claim using your Centrelink online account through myGov or your Express Plus Centrelink mobile app.

If you make a claim and it's assessed before 10 July 2023, you may be assessed at 0% if your income is over \$356,756. Your new rate of CCS will automatically apply to you from 10 July 2023.

You can make a claim for CCS any time using:

- your **Centrelink online account** through **my.gov.au**
- the **Express Plus Centrelink mobile app**
- the **myGov app**.

For more information about how to claim CCS, go to servicesaustralia.gov.au/how-to-claim-child-care-subsidy

What's happening from 10 July 2023

If you already get CCS or have made a claim, we'll send you a letter with your new CCS rates and you'll also be able to see them in:

- your online account through myGov. Select **My family** from the Menu, then **Family assistance**, followed by **Child Care Subsidy Summary** to view your rate.
- your Express Plus Centrelink mobile app. Select **Child Care Subsidy**, then **Children assessed** to view your rate.

You can talk to your child care service about how your CCS reduces the child care fees you pay.

Activity test changes for Aboriginal and Torres Strait Islander children

What you need to know

- From 10 July 2023, there are changes to CCS for Aboriginal and Torres Strait Islander children. The changes mean they can get at least 36 hours of subsidised care per fortnight, regardless of their family's income or activity level.
- Families may get more than 36 hours of subsidy per fortnight based on their circumstances and the amount of recognised activity they do.

For more information about CCS, go to servicesaustralia.gov.au/childcaresubsidy

What you need to do

You can tell us if you have an Aboriginal or Torres Strait Islander child in your care to get at least 36 hours of subsidised care per fortnight. You can update your child's CCS details by calling us on **136 150**.

It is voluntary to tell us if you have an Aboriginal or Torres Strait Islander child in your care.

The information you provide to us will be used to work out your CCS entitlement. We may also use it to help us improve services to Aboriginal and Torres Strait Islander people. If you choose not to tell us that a child in your care is an Aboriginal or Torres Strait Islander person, this will not change your CCS entitlements.

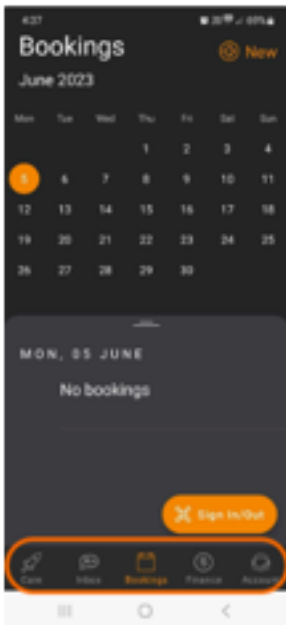
You do not need to do anything if you already get more than 36 hours of subsidy based on your circumstances.

New Changes Xplor|Home App

Navigation Menu (Bottom)

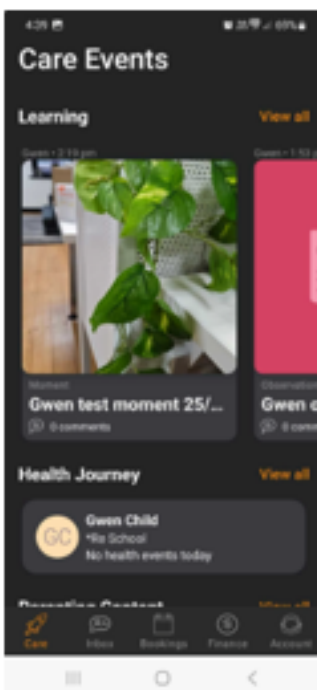
Previously, the bottom navigation bar contained Learning, Health, Sign in/Out, Bookings, and Accounts.

Now, it contains Care, Inbox, Bookings, Finance, and Account.





Care

The Care tab contains all the features of the previous Learning tab, plus a **summary health** section. Clicking on each item in the health section takes the user to the previous health dashboard.



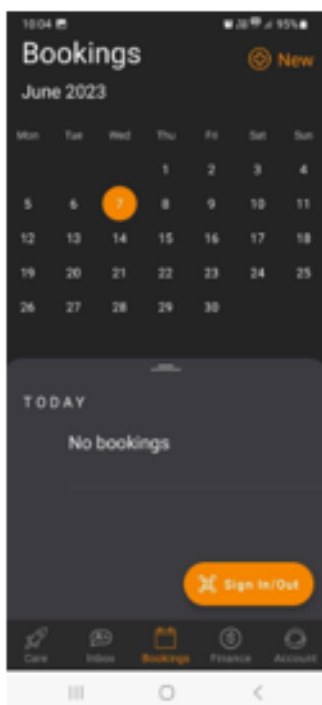
Inbox

The Inbox tab contains three sub-tabs called Messages, Admin Posts, and Notifications. They were previously located in the Accounts tab. **Please at this stage do not use the messaging options to contact us - continue to use our email and mobile numbers as we navigate this option.**



Booking

The Booking tab is the same as before, but now it contains the "Sign in/out" button to take the user to the QR code scanning screen.

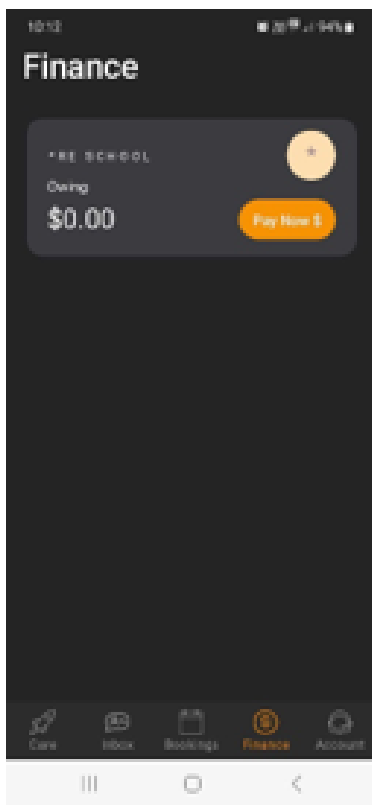


Finance


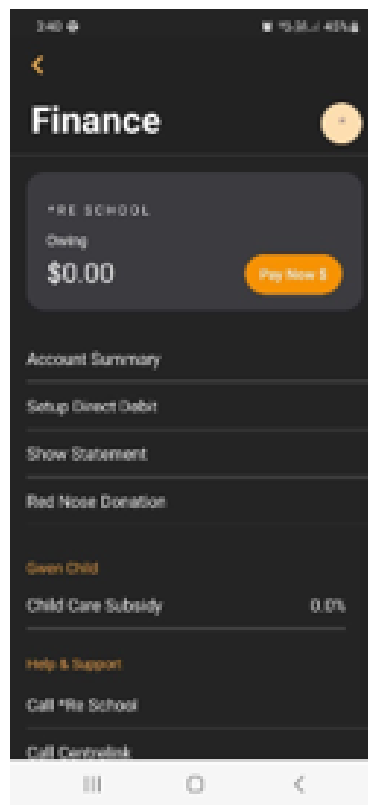
The Finance tab is very similar to the previous Account dashboard located on the Accounts tab. However, we have added a new screen to show account summaries of all the centres children attend.


When the user clicks on the Finance tab, they are presented with a highlight box for the service or services their child or children are enrolled (Screen 1). When the user clicks on the service they would like to view, they're taken to the next screen that includes all financial details, such as statements and all relevant information, including the 'Pay Now' button and the ability to set up direct debit. (Screen 2).

Finance Screen 1



Finance Screen 2





WINTER VACATION CARE 2023









july

Highlights



Staff Meeting with a Twist

24th July 2023



This week during our supervisor and permanent educator meetings, we asked the educators to bring in food from their cultural background.

This prompted discussion on our different cultures and favourite foods to cook. We had traditional dishes from South Africa, Italy, Sri Lanka, Lebanon, China and New Zealand





**CHRISTMAS IN
JULY
HOT CHOCOLATE
& WAFFLES**

25.07.2023

This month's recipe is one the children got to enjoy learning in our cultural discovery of INDIA & MEXICO...

Vegetable Samosa

15 servings



Ingredients

- 4 potatoes
- 1 carrot
- 2 tbsp olive oil
- cumin seeds
- coriander seeds
- 1 tbsp garlic paste
- 1 tbsp turmeric powder
- 1 tsp coriander
- 1 tsp garam masala
- 200g frozen peas
- 1 green chilli pepper
- Puff Pastry



Method

- Start by peeling the potatoes and carrots, wash them and then dice them into small pieces.
- Using a large pot bring salted water to a boil. Add potatoes and carrots to boiling water, cook until soft. Drain the vegetables then set aside
- Using the electric pan put on a medium heat. Add olive oil, cumin seeds, coriander seeds, garlic paste and cook for 1 minute. Then add in the turmeric powder, coriander powder, potatoes, carrots and frozen peas. Mix well and cook for 5 minutes. Allow to cool
- On a floured surface, turn out the dough and divide into golf ball sized pieces. Roll the dough balls into circles using a rolling pin, dusting them with flour. Cut each circle in the middle with a knife.
- Fold the dough into an ice cream cone shape, pinch the corners together and place in the filling, then dip your finger in water and close the other side of the cone.
- Heat a large pot on medium heat. Fill the pot with vegetable oil, 5-10cm oil. Once the oil is hot take a samosa and place the tip in the oil. Place the samosas into the oil and fry until they become golden and brown then flip them to the other side. Once they have all been fried set them on a plate with paper towel to absorb the extra oil .

SERVE :)





Vegetarian Mexican Quesadilla Recipe

- Tortillas
- grated cheese
- Carrots (finely chopped/grated)
- Zucchini (finely chopped/grated)
- Tomatoes (finely chopped/grated)
- Lettuce (finely chopped/grated)
- Capsicum, finely chopped)

- Extra Virgin Olive Oil (for toasting)
- add
- Salt and pepper



Display ingredients on the table for children to see. Allow children to grate and cut their own ingredients they would like on their Quesadilla's.

Children will make their own Quesadilla, ensure children place ingredients on half of the tortilla.

Educator will use the toastie machine to toast Quesadilla's for the children.