

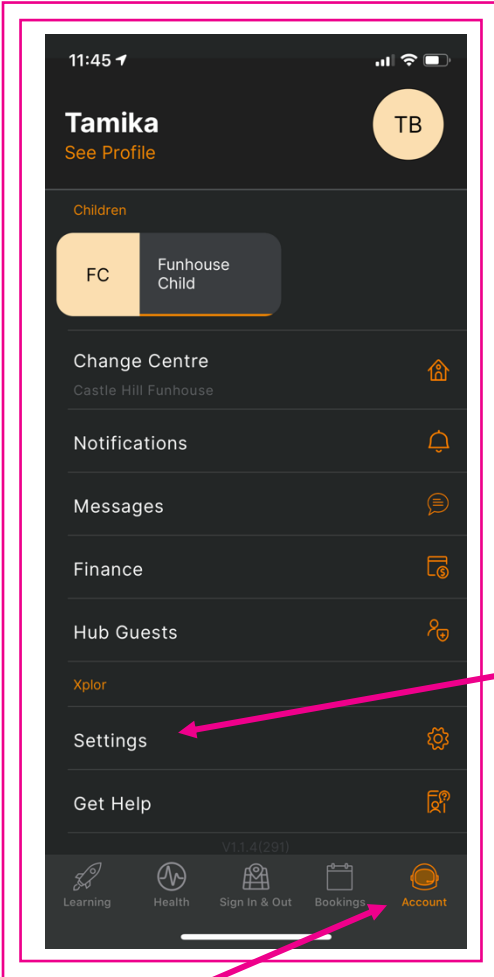


Turning on Xplor Home App Notification Settings



Step 1:

Open the Xplor Home App

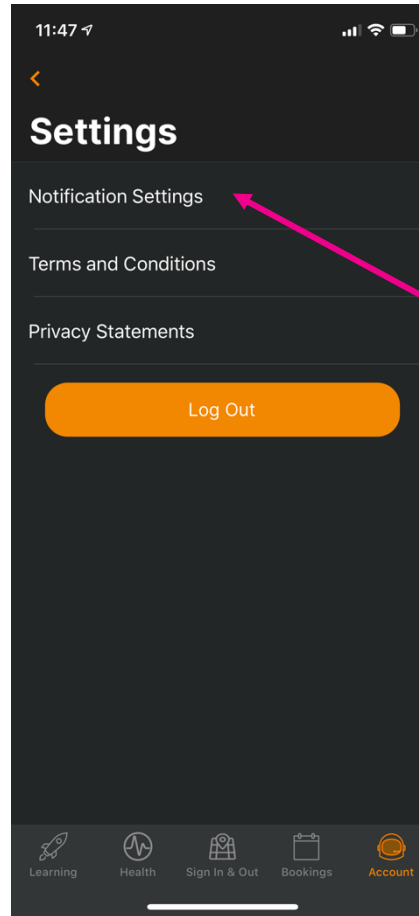


Step 3:
When on the Accounts Screen, select Settings

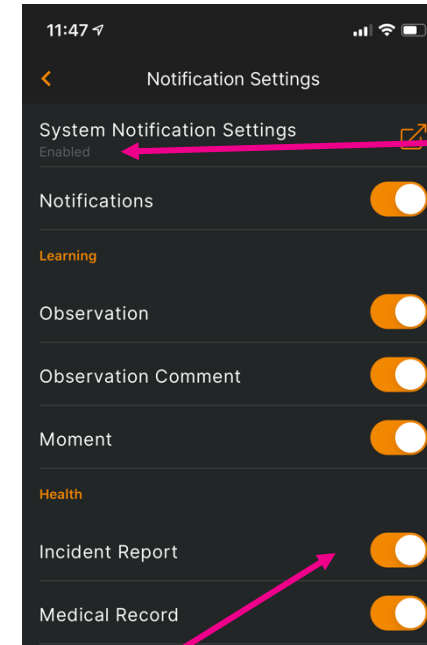
Step 2:
Select "Account" in the bottom right hand side of your screen to bring you to this screen

Important Note:

Xplor has the ability for Funhouse to notify families of additional records e.g. Toileting and Nutrition
As we are a School Age Care service, not all of these notification functions will be used



Step 4:
Select "Notification Settings"



Step 5:
Ensure System Notification Settings are Enabled

Step 6:
Scroll through the list of items and turn on all relevant settings.

Recommended

- | | |
|---------------------|------------------|
| Notifications | Booking Requests |
| Observation | Booking Updates |
| Observation Comment | Absence Requests |
| Moment | Holiday Request |
| Incident Report | New Hub Guest |
| Medical Record | Centre Messages |